



My YORK

WIFI APP FOR AIR CONDITIONER



The power behind **your mission**



User Guide


Download the My York app

Search for “My York” APP in Apple's App Store and other major app stores or scan the QR code to download the My York app.

User accounts

Register an account

1. Tap [Sign Up](#) and carefully read and agree on the [User Agreement](#) and [Privacy Policy](#) to go to the [Register](#) page.



2. Register an account with an email address or mobile phone number. The [State/Region](#) field value follows the mobile phone settings by default and can also be manually changed. However, after the account is registered, the field value cannot be changed. Tap [Get Verification Code](#).

3. Enter the returned verification code to navigate to the password setting page. Set a password as required and tap [Done](#).

Reset a password

1. If the login password is forgotten, the user can reset the password based on the following steps:

2. On the [Log In](#) page, tap [Forgot Password](#).

3. The [State/Region](#) field value is automatically specified and can also be manually changed. For the account registered with a mobile phone, this field must be the registered country or region.

4. Enter the registered mobile phone number or email address and tap [Get Verification Code](#).

5. Enter the code that was sent to the mobile phone number or email address.

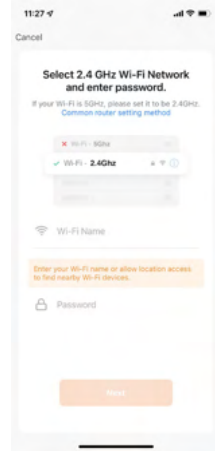
6. On the page that appears, enter a new password and tap [Done](#). Then, the password is reset, and the app is automatically logged in.

7. For security concerns, the app detects risks in the user's phone system during login. If the app detects a root or jailbreaking risk, a security reminder is displayed. The user can determine whether to exit the app or not. It is disabled by default.

Scan QR codes

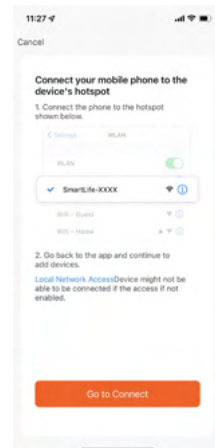
Input Wi-Fi name and password

Input Wi-Fi name and password



Manually add devices in AP mode

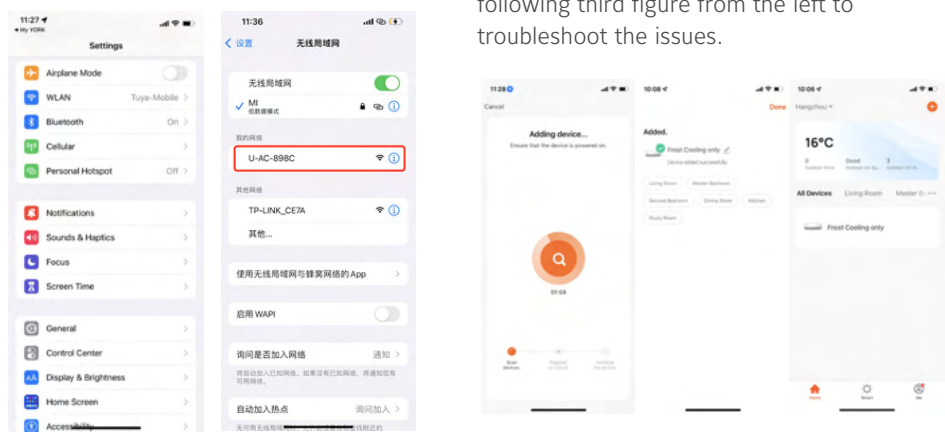
1. Re-connect to the power.
2. Turn on the AC and set it to Cooling Mode at low Speed & set the Temperature to 30 degrees.
3. When the Wi-Fi indicator on the panel flashes or the buzzer beeps 1 Time it means the configuration is successful.
4. In AP mode, on the Wi-Fi setting page of the mobile phone, find the Wi-Fi hotspot starting with U-AC-XXXX.



5. Tap the Wi-Fi hotspot to connect the mobile phone to it.

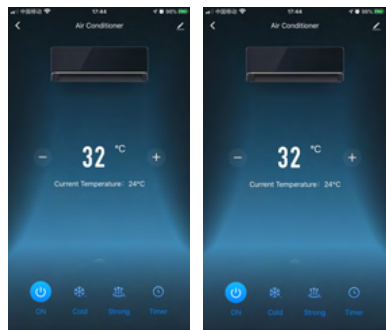
6. After a successful connection, go back to the app to start pairing. The Wi-Fi hotspots of certain devices might use a custom name. The mobile phone must be connected to a 2.4 GHz Wi-Fi network.
7. The device pairing page on the app appears again and the pairing process continues. After the device is added, the user can customize the device name and specify the room where the device is located. A device name can contain a maximum of 64 characters.

8. If pairing fails, apply the tips in the following third figure from the left to troubleshoot the issues.



Function List after adding the device

- Status display: Room temp. / Set temp
- Control buttons: Mode / Fan / Swing / Schedule / Set temperature
- Control buttons: Power On/Off / Sleep / More function



Johnson Controls:

At Johnson Controls (NYSE:JCI) we transform the environments where people live, work, learn and play. As the global leader in smart, healthy and sustainable buildings, our mission is to reimagine the performance of buildings to serve people, places and the planet.

With a history of more than 135 years of innovation, Johnson Controls delivers the blueprint of the future for industries such as healthcare, schools, data centers, airports, stadiums, manufacturing and beyond through its comprehensive digital offering OpenBlue. With a global team of 100,000 experts in more than 150 countries, Johnson Controls offers the world's largest portfolio of building technology, software as well as service solutions with some of the most trusted names in the industry.

For more information, visit www.johnsoncontrols.com or follow us @johnsoncontrols on Twitter.

About Al Salem Johnson Controls

At Al Salem Johnson Controls, we transform the environments where people live, work, learn and play. From optimizing building performance to improving safety and enhancing comfort, we drive the outcomes that matter most. We deliver our promise in industries such as healthcare, education, data centers, and manufacturing. With a global team of over 100,000 experts in more than 150 countries and over 140 years of innovation experience, we are the power behind our customers' mission. Our leading portfolio of building technology and solutions include some of the most trusted names in the industry, such as YORK®, Metasys®, Tyco®, Ruskin®, Titus®, Frick®, Sabroe®, and PENN®.



American brand



140 years of global experience



Largest specialized Aftermarket team in the Middle East



Specialized in HVAC & R



Cooling largest KSA landmarks

Download the YORK Store App

Benefit from all the services provided on the app anywhere, anytime; including AC Purchasing, Discounts, Service Requests and more



YORK Store



Customer Care: ✉ KSA-CustomerCare@jci.com - ☎ 800-124-2240 | 📱 [YORKksa](#) | www.york.com.sa

Al Salem Johnson Controls reserves the right to change in part or in whole the specifications without prior notice.